

AusRegistry EOY Report to auDA

High-Level Scorecard

FY2002/2003

Registry

	Year Total	Q4	Q3	Q2	Q1
Registrations	110,278	28,385	25,275	25,010	31,608
Transactions	198,586	57,488	46,596	44,054	50,448
Renewals	66,113	19,674	16,827	14,577	15,035
Drop-off	42,939	9,115	7,709	9,883	16,232

Domains

	Year 1 Growth	Q4	Q3	Q2	Q1	Starting Figure
.au	67,365	347,602	328,320	310,741	295,611	280,237
.com.au	53,040	308,448	292,989	278,911	266,311	255,408
.net.au	7,356	20,150	17,934	15,849	14,741	12,794
.org.au	4,076	13,279	12,175	11,218	10,277	9,203
.asn.au	366	3,198	3,114	3,022	2,922	2,832
.id.au	2,527	2,527	2,108	1,741	1,360	0

Registrars

	Q4	Q3	Q2	Q1	Starting Figure
Accredited	19	18	17	14	9
Provisional	2	3	4	7	1

Technical - Year Average

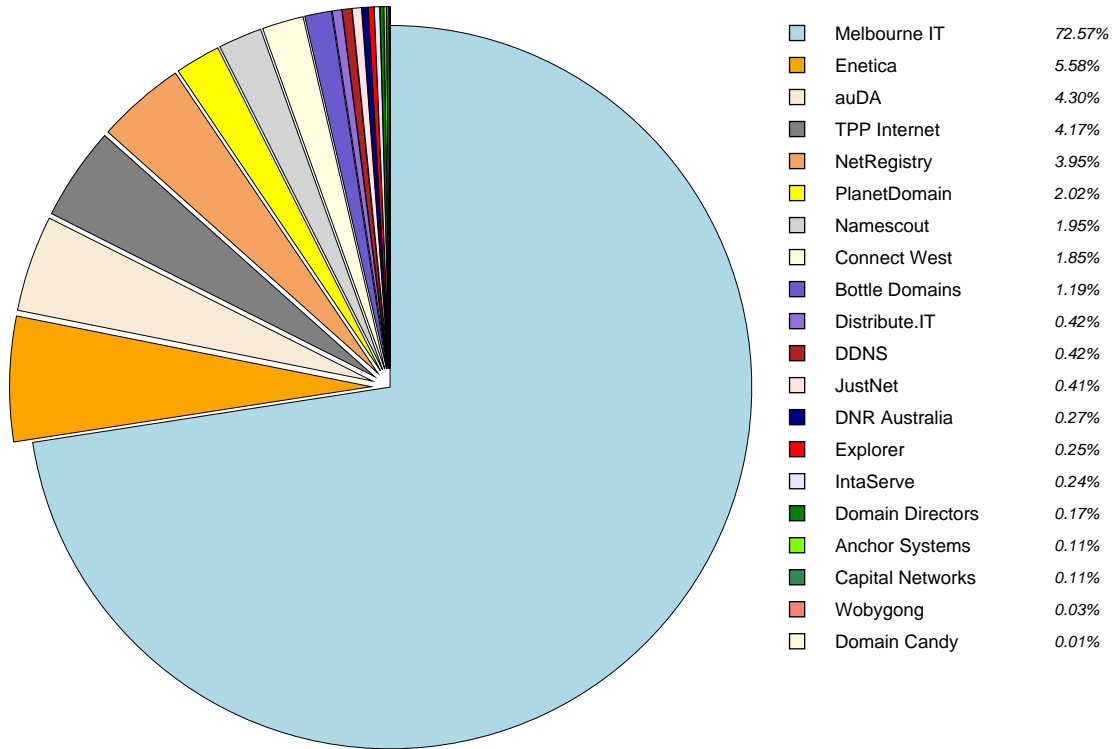
Performance Level	Score	SLA	Registry	Name	WhoIS
Service Availability	▲	99.5%	99.91	100	99.91
Processing Time	▲	95%	99.92		
Update Frequency	▲	95%		100	
Planned Outage Time	▲	8	2.9		1.6
Extended Planned Outages	▲	18	0		0
Planned Outage Notification	▲	3	1.5		1.5

AusRegistry EOY Report to auDA

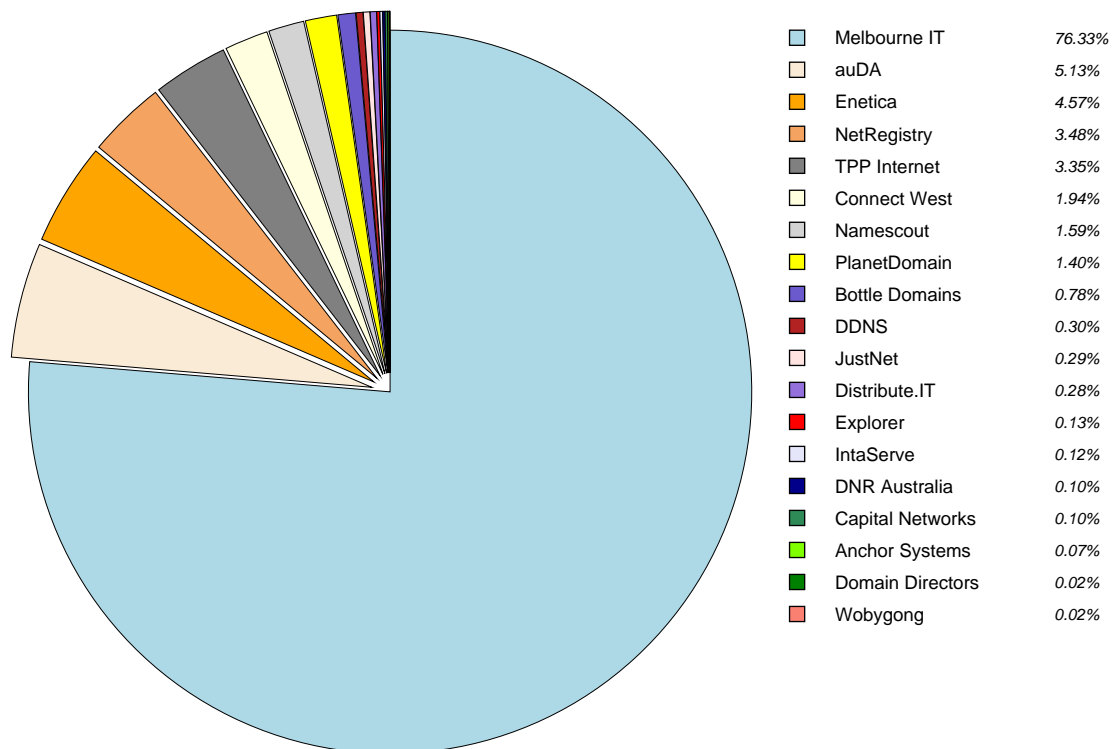
Quarterly Market Share Pie Charts

FY2002/2003

Q4 (June 2003)



Q3 (March 2003)

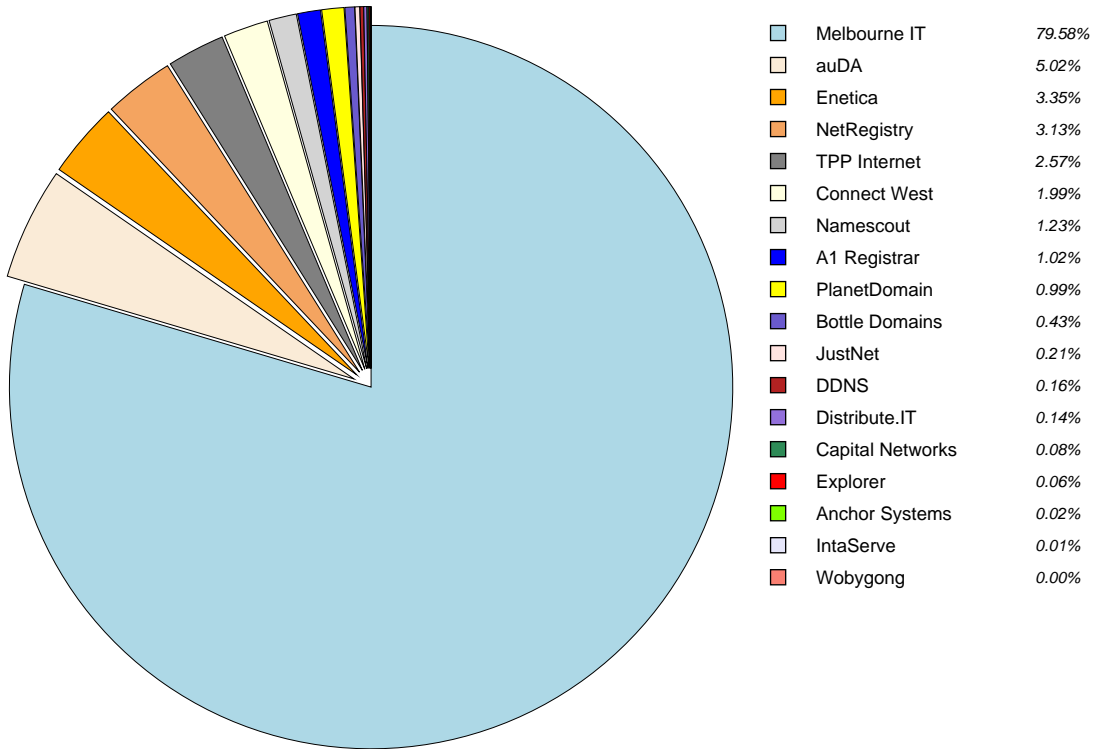


AusRegistry EOY Report to auDA

Quarterly Market Share Pie Charts

FY2002/2003

Q2 (December 2002)



Q1 (September 2002)

